

Joan Fraser and Liz Smith who are Junior Primary classroom teachers of long standing developed this reading scheme.

During their teaching together they developed the following reading program owing to a lack of consistent reading material and resources, which reflected their belief in the teaching of language to young children.

They have used this program over the past few years with exceptional success. All children in both classes were able to read within one term of being at school.

Through this scheme the children developed confidence in themselves as learners. They looked forward to reading on a daily basis and enjoyed the follow-up activities.

Each component of the program can be used individually or as a whole language based program.

The reading sheets are to be used on a daily basis with the basic sight vocabulary being explicitly introduced in a sequential order.

The worksheet activities are carefully designed to reinforce new words as they are introduced, in this way consolidating every aspect of the reading program.

The individual word cards can be used for making up sentences and for flashcard work such as concentration games.

The best way for frequent use is to laminate or contact the cards.

This program has now been extended to cater for children who need more time at the basic levels. The new Blue series has different activities and can be used as a stand alone series, or as consolidation for the original Red series.

## The Joli Reading Program

An effective way in which I have used the reading scheme.

I begin reading with individual children on their first day at school.

(Yes I have heard 26 children each day)

The child reads the text by him/her self with assistance from the teacher.

(Pre-Reading would have been undertaken prior to this level)

I tick each word the child correctly reads.

I read a new sheet each day following the same procedure until sheet 30.

The accompanying activities consolidate the language in each sheet.

I also introduce the words in the initial sheets in classroom activities and take home flashcards.

The reading sheets are sent home daily in a display folder for the child to read at home with parents.

Activity and comprehension sheets are kept at school in a separate book.

I encourage parents to read the sheets with their child, in this way reinforcing the learning process.

Generally the children are very enthusiastic about the sheets and enjoy their time reading them. They all feel a sense of satisfaction when they see all the ticks on the page.


A second approach is to introduce the basic words initially before beginning the sheets.

This has also proved to be successful.

I wish you much success with the program. I hope you enjoy using it and find it as satisfying as I do when the children realise they are reading by themselves.

# Level 1

## Reading sheet 1

Look, look, look  at the  
**big** car.

I can look at the **big**   
car.

I look at the **big**  car.

# Level 1

## Activity sheet 1

Find the word that says

**look**

Now colour that word.

**kool**

**olok**

**look**

**loo**

**look**

**look**

**ook**

**look**

**look**

# Level 1

## Sequencing sheet 1

**Look, look at the big car.**

**Read, write and draw:**

**a big car**



**look,**

**car.**

**the**

**big**


**at**

**Look**

# Level 1


## Reading sheet 2

Look, look, look  
**big** car.




at the

The car is **big**.



Look at me in the **big**  
**car**.



# Level 1

## Activity sheet 2

Find the word that says

me

Now colour that word.

em

my

me

mee

emm

me

me

me

me

---

# Level 1

## Sequencing sheet 2

The car is big, big, big.

Read, write and draw:

Look at the big car.



big,

car

The

big.

is

big,



# Level 1

## Reading sheet 3

Look, look, look  
**big** teddy bear.



at the

The teddy bear  
**big**.



is

The **big** teddy bear  
can look at me.



# Level 1

## Activity sheet 3

Find the word that says

**big**

Now colour that word.

**gib**

**bii**

**big**

**dig**

**big**

**big**

**igb**

**igb**

**big**

---


Level 1

Sequencing sheet 3

Look at the big teddy bear.

Read, write and draw:

a big teddy bear



bear.

the

Look


big

at

teddy

# Level 1

## Reading sheet 4

Here is a **big**  **ball.**

Here is a **little**  **ball.**

I can see a **big** ball.

I can see a **little** ball.

Look at the **big** and **little** balls.

# Level 1

## Activity sheet 4

Find the word that says

and

Now colour that word.

and

dna

nad

and

aad

and

and

dan

and

---

# Level 1

## Sequencing sheet 4

**Here is a little ball.**

**Read, write and draw:**

**a little ball**



**ball.**

**a**

**Here**

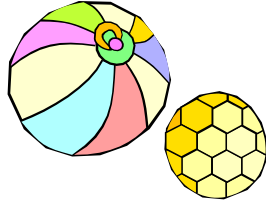
**is**

**little**

# Level 1

## Reading sheet 5

Look at the



balls.

Here is a **big** ball and a little ball.

I can see a **big** ball and

I can see a little ball.

# Level 1

## Activity sheet 5

Find the word that says

at

Now colour that word.

ta

and

at

an

tta

aat

at

tan

at

---




# Level 1

Sequencing sheet 5

**A big ball and a little ball.**

Read, write and draw:

**a big and little ball**



**a**

**and**

**big**

**little**

**ball.**


**A**

**ball**

# Level 1

## Reading sheet 6

Look at the



balloon.

The balloon can go up, up, up.

I can see the balloon go up, up,  
up.

Look at the balloon go up.

# Level 1

## Activity sheet 6

Find the word that says

up

Now colour that word.

up

up

pu

pu

up

uup

uup

upp

up

---

# Level 1

Sequencing sheet 6

**Look at the balloon go up.**

Read, write and draw:

**a balloon.**



go

balloon

at

up.

the

Look

# Level 1

## Reading sheet 7

Here is the little  butterfly.

Can the butterfly go up?

The butterfly can go up, up, up.

I can see the butterfly go up.

# Level 1

## Activity sheet 7

Find the word that says

go

Now colour that word.

go

og

go

ggo

dog

go

go

oog

go

---

# Level 1

Sequencing sheet 7

Can the butterfly go up?

Read, write and draw:

a little butterfly



the

up?

Can


butterfly

go

# Level 1

## Reading sheet 8

Look at the **big**



**kite .**

**A kite can go up, up, up.**

**A kite can go down, down,  
down.**

**Look at the kite go up and  
down.**



# Level 1

## Activity sheet 8

Find the word that says

**down**

Now colour that word.

**down**

**wodn**

**dwno**

**owdn**

**down**

**nown**

**down**

**dwon**

**down**

---


# Level 1

## Sequencing sheet 8

**The big kite can go down.**

Read, write and draw:

**the big kite**



**big**

**can**

**kite**

**go**

**down.**

**The**

# Level 1

## Reading sheet 9

I am a little



dog.

Can a little dog go to the park?

A little dog can go to the park.

I can go to the park too.

# Level 1

## Activity sheet 9

Find the word that says

to

Now colour that word.

to

to

ot

at

tto

ott

to

oot

to

---

# Level 1

## Sequencing sheet 9

I can go to the park.

Read, write and draw:

a little dog



I

to

go

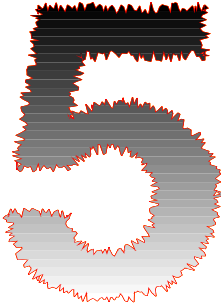
can

park.

the

# Level 1

## Reading sheet 10

I am  five.

I can go to  school.

I can go to the  park.

I can go to the  zoo.

# Level 1

## Activity sheet 10

Find the word that says

park

Now colour that word.

prak

kpra

prak

park

pkar

park

paak

park

park

---

# Level 1

## Sequencing sheet 10

I can go to the zoo.

Read, write and draw:

a zoo



to

the

go

can

I

zoo.



# Level 1

## Reading sheet 11

“I can go up”, said the **big**



**bird** to the **little** **bird**.

“I can go up too”, said the **little**  
**bird**.

“I can go down”, said the **big**  
**bird**.

“I can go down too”, said the  
**little** **bird**

# Level 1

## Activity sheet 11

Find the word that says

said

Now colour that word.

aids

siad

said

said

sdia

idsa

said

sdai

said

---


# Level 1

## Sequencing sheet 11

**“I can go up”, said the bird.**

**Read, write and draw:**

**a little bird**



**“I**

**the**

**bird.**

**said**

**can**


**go**

**up”,**

# Level 1

## Reading sheet 12

**“I can go up”, said the little  
bee.**



**“I can go down too”, said the  
bee.**

**“Look at me go up and down”,  
said the little bee.**

**Can the little bee go up and  
down?**

**Yes, yes, yes.**

# Level 1

## Activity sheet 12

Find the word that says

little

Now colour that word.

ittlel

little

ttille

eliltt

llitte

little

litlei

lilte

little

---


# Level 1

## Sequencing sheet 12

**“Look at me”, said the little bee.**

**Read, write and draw:**

**a little bee**



**at**

**me”,**

**“Look**

**little**

**bee.**


**the**

**said**

# Level 1

## Reading Sheet 13

**“Look at me”, said the bat.**



**“Can I go up”, said the bat?**

**Yes, yes, yes the bat can go up.**

**Can the bat go down?**

**Yes, yes, yes the bat can go down.**

**Can the bat run? No, no, no.**

# Level 1

## Activity sheet 13

Find the word that says

yes

Now colour that word.

ssy

yse

esy

sey

sye

yes

yes

yes

yes

---




# Level 1

Sequencing sheet 13

**Can the bat go down? Yes.**

**Read, write and draw:**

**a little bat**



**Yes.**

**Can**

**go**

**down?**


**the**

**bat**

# Level 1

## Reading sheet 14

Here is a



dolphin.

Look at the dolphin jump up.

Look at the dolphin go down.

Can a dolphin run? No, no, no.

Can a dolphin go to the park?  
No, no, no.

Can I go to the park? Yes I can.

# Level 1

## Activity sheet 14

Find the word that says

no

Now colour that word.

no

no

on

non

oon

noo

nno

no

no

---


# Level 1

Sequencing sheet 14

**A dolphin can jump up.**

Read, write and draw:

**a dolphin**



**a**

**can**

**up.**

**dolphin**


**A**

**jump**

# Level 1

## Reading sheet 15

Look at my



car.

**My car is a little car.**

**I went in my car to the zoo.**

**I went in my car to school.**

**I can go up and down in my little car.**

# Level 1

## Activity sheet 15

Find the word that says

**my**

Now colour that word.

**my**

**mmy**

**me**

**ym**

**ma**

**mi**

**myy**

**my**

**my**

---


# Level 1

Sequencing sheet 15

I went in my little car.

Read, write and draw:

a little car



my

in

went

little

car.

I

# Level 1

## Reading sheet 16

Here is a big  bus.

A big bus is here.

A big bus is at my school.

I went in the big bus to the zoo.

The big bus went up and down  
to the zoo.



# Level 1

## Activity sheet 16

Find the word that says

went

Now colour that word.

ewnt

wtne

went

went

nwet

tnew

wnet

went

went

---

# Level 1

## Sequencing sheet 16

**A big bus went to the zoo.**

**Read, write and draw:**

**a big bus**



**to**

**bus**

**big**

**went**

**zoo.**

**A**

**the**

# Level 1

## Reading sheet 17

Look at the  bat go up.

Look at the bat go down.

“I like to go up”, said the bat.

“I like to go down”, said the bat.

“I like to go up, up, and I like to go down, down, down.

# Level 1

## Activity sheet 17

Find the word that says

like

Now colour that word.

like

ekil

leki

keli

like

ilek

like

lick

like

---

# Level 1

Sequencing sheet 17

**The bat likes to go down.**

Read, write and draw:

**a little bat**



**to**

**The**

**bat**


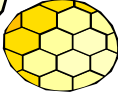
**likes**

**down.**

**go**

# Level 1

## Reading sheet 18

Here is a big  ball and  
a little ball. 

“I can jump up, up, up”, said  
the big ball.

“I can jump down here”, said  
the little ball.

“I like to play and jump up and  
down”, said the balls.

# Level 1

## Activity sheet 18

Find the word that says

play

Now colour that word.

lapp

pyal

play

plya

pyla

aply

play

play

play

---

# Level 1

Sequencing sheet 18

Look at the dog play ball.

Read, write and draw:

a dog playing ball



dog

the

Look

ball.

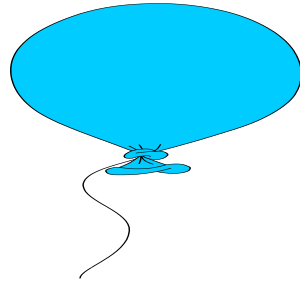
at

play



# Level 1

## Reading sheet 19



**Here is a blue balloon.**

**I like my blue balloon.**

**I like to play with my blue balloon.**

**Can the dog play with my blue balloon?**

**No, no, no.**

# Level 1

## Activity sheet 19

Find the word that says

**with**

Now colour that word.

**ithw**

**thwi**

**with**

**with**

**whti**

**iwth**

**htiw**

**with**

**with**

---

# Level 1

Sequencing sheet 19

**I play with my blue balloon.**

Read, write and draw:

**a blue balloon**



**I**

**with**

**my**

**play**

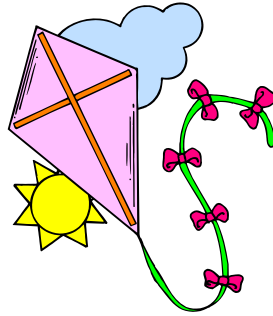
**blue**

**balloon.**

# Level 1

## Reading sheet 20

**Here is my blue**



**kite.**

**I like to play with my kite.**

**I went to the park with my kite.**

**It is fun to play with my kite.**

**It is fun to play with my balloon  
too.**

# Level 1

## Activity sheet 20

Find the word that says

**fun**

Now colour that word.

**fun**

**nuf**

**unf**

**fan**

**fun**

**fun**

**nfu**

**fnu**

**fun**

---


# Level 1

## Sequencing sheet 20

**It is fun with my blue kite.**

**Read, write and draw:**

**a blue kite**



**is**

**my**

**with**

**blue**

**kite.**

**It**

**fun**

# Level 1

## Reading sheet 21

I have a little  
bear.



teddy

I like to play with my teddy  
bear.

I have fun with my teddy bear.

My little teddy bear said he  
likes to play with me too.

# Level 1

## Activity sheet 21

Find the word that says

have

Now colour that word.

have

veha

avhe

hvea

have

evha

hvae

have

have

---



# Level 1

## Sequencing sheet 21

**I have fun with my teddy bear.**

**Read, write and draw:**

**a teddy bear and a ball**



**I**

**fun**

**have**

**with**

**bear.**

**my**

**teddy**

# Level 1

## Reading sheet 22

Here is my little



dog.

I am with my dog at the park.

I like to play with my dog at the park.

I have a blue ball too.

My dog and I have fun with the ball at the park.

# Level 1

## Activity sheet 22

Find the word that says

blue

Now colour that word.

blue

lueb

blue

bule

uble

ebul

blue

blue

blue

---


# Level 1

## Sequencing sheet 22

**My dog can see the blue ball.**

**Read, write and draw:**

**a dog with a blue ball**



**the**

**blue**

**My**

**dog**

**ball.**

**can**


**see**

# Level 1

## Reading sheet 23


Can you see me?

Here I am.



I am a little butterfly.

I like to play in the  
flowers.



I have fun in the flowers.

Do you like to play in the  
flowers?

# Level 1

## Activity sheet 23

Find the word that says

**you**

Now colour that word.

**yuo**

**ouy**

**uoy**

**you**

**oyu**

**you**

**you**

**oyu**

**you**

---

# Level 1

Sequencing sheet 23

## Can you see the blue butterfly?

Read, write and draw:

a blue butterfly in the flowers



---

see

Can

the

you

blue

butterfly?

# Level 1

## Reading sheet 24

I can see the



birds.

The birds are in a



nest.

The birds are in a big nest.

The little bird can fly to the nest.

The big bird can see the little  
bird fly.

The big bird can fly too.



# Level 1

## Activity sheet 24

Find the word that says

are

Now colour that word.

are

aer

are

ear

era

are

ear

rea

are

---

# Level 1

## Sequencing sheet 24

**The birds are in the nest.**

**Read, write and draw:**

**birds in a nest**



**are**

**nest.**

**the**

**birds**


**in**

**The**

# Level 1

## Reading sheet 25

I can see



bats.

The bats can fly up and down.

Are the bats in the



flowers?

Are the bats in a



nest?

No, no, no the bats like to have fun and fly up and down.

# Level 1

## Activity sheet 25

Find the word that says

**fly**

Now colour that word.

**lyf**

**fly**

**lfy**

**fly**

**fff**

**fly**

**lly**

**yyf**

**fly**

---

# Level 1

Sequencing sheet 25

**The bats can fly up and down.**

Read, write and draw:

**bats flying**




**up and The bats fly can down.**

# Level 1

## Reading sheet 26

Here is a little



bee.

He can fly up and down in the



flowers.

He can have fun in the flowers.

Can the bee play in the  
flowers?

Yes he can play and have fun  
in the flowers.

# Level 1

## Activity sheet 26

Find the word that says

he

Now colour that word.

eh

eeh

hhe

he

he

He

eef

he

he

---

# Level 1

Sequencing sheet 26

Here is a bee. He can fly.

Read, write and draw:

a little bee in the flowers



a

Here

bee.

can

He

fly.

is




# Level 1

## Reading sheet 27

Here is  
five.



Sam. He is



Sam is at  
likes to go to school.



Sam likes to play and have fun  
at school.

Do you like to play and have  
fun at school?

Yes I do. Yes I do.

# Level 1

## Activity sheet 27

Find the word that says

do

Now colour that word.

od

do

doo

do

ood

ood

do

ddo

do

---

# Level 1

Sequencing sheet 27

**Here is Sam. He is at school.**

Read, write and draw:

**Sam at school**



is

Here

is

at


school.

He

Sam.

# Level 1

## Reading sheet 28

This is a blue  dolphin.

She can jump and play in the



water.

She can have fun in the water.

Can the blue dolphin run?

No, the blue dolphin can jump  
in the water.

She likes to play in the water.

# Level 1

## Activity sheet 28

Find the word that says

she

Now colour that word.

she

hes

esh

hse

She

she

ssh

she

she

---

# Level 1

Sequencing sheet 28

**Here is a dolphin. She can play.**

Read, write and draw:

**a dolphin in the water**



**a**

**She**

**is**

**play.**

**can**

**Here**

**dolphin.**

# Level 1

## Reading sheet 29

Here is the school  bus.

The school bus is yellow.

We can see the yellow school bus.

We go to school in a yellow bus.

Do you go to school in a yellow bus?

It is fun to go to school in a bus.

# Level 1

## Activity sheet 29

Find the word that says

**we**

Now colour that word.

**we**

**ew**

**wwe**

**eew**

**we**

**We**

**ewe**

**ew**

**we**

---




# Level 1

## Sequencing sheet 29

We can see a yellow school bus.

Read, write and draw:

a yellow school bus



a

We

see

yellow

bus.


can

school

# Level 1

## Reading sheet 30

**This is a**



**baby.**

**He is with the balloons.**

**Can baby see a blue balloon?**

**Yes he can see a blue balloon.**

**Can baby see a yellow  
balloon?**

**Yes, yes, yes he can.**

# Level 1

## Activity sheet 30

Find the word that says

**baby**

Now colour that word.

**bbay**

**aybb**

**abby**

**baby**

**aaby**

**baby**

**byba**

**baby**

**baby**

---


# Level 1

Sequencing sheet 30

**This baby is with the balloons.**

Read, write and draw:

**a baby with balloons**



**baby**

**This**

**is**

**with**

**the**

**balloons.**

# Joli Reading Program

**Blue Series**

*Congratulations*

*You have completed Level 1*



Name \_\_\_\_\_

Date \_\_\_\_\_

# Joli Reading Program

**Blue Series**

Congratulations

You have completed Level 1




Name \_\_\_\_\_

Date \_\_\_\_\_

# The Joli Reading Program

## Blue Series

# Level One



Written by

Joan Fraser & Liz Smith

# Vocabulary

## Level one

look	this	car
at		teddy bear
big		ball(s)
the		balloon
me		butterfly
in		kite
is		dog
can		park
see		five
little		school
and		zoo
up		bird(s)
go		bee
down		bat(s)
to		dolphin
am		bus
too		flowers
said		nest
yes		Sam
run		water
no		baby
went		
my		
like(s)		
play		
jump		
with		
blue		
fun		
have		
here		
you		
are		
Are		
fly		
he		
do		
she		
yellow		
we		

**you**

**are**

**fly**

**he**

**do**

**she**

**yellow**

**we**

**this**

**baby**

**car**

**teddy**

**bear**

**ball**

**balls**

**balloon**



**butterfly**

**kite**

**dog**

**park**

**five**

**school**

**zoo**

**bird**

**birds**

**bee**

**bat**

**bats**

**dolphin**

**bus**

**flowers**

**nest**

**Sam**

**too**

**said**

**yes**

**no**

**run**

**went**

**my**

**like**

**likes**

**play**

**jump**

**with**

**blue**

**fun**

**have**

**here**

**look**

**at**

**big**

**the**

**me**

**in**

**is**

**can**

**see**

**little**

**and**

**up**

**go**

**to**

**down**

**am**

**water**